

# Glass Boards

## INTERCHANGEABLE GRAPHICS

### FEATURES

- ▶ Dry Erase Rewritable Surface
- ▶ Rounded Corners for Style & Safety
- ▶ Custom Layout Printed Directly on Surface
- ▶ Optional 2nd Side Printed Layout & Multi-Lingual

### SPECS


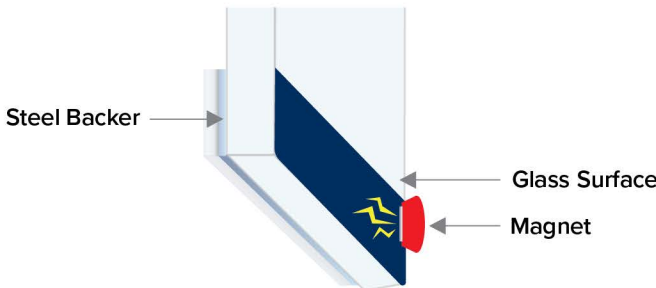
Board Depth	7/8"
Board Size Max	48"H x 96"W
Board Size Min	8.5"W x 11"H
Finish	Non-Glare
Board Orientation	Horizontal or Vertical
Standoffs	1" Dia. x 3/4" Depth
Edge Margin Wall Space - Width of Graphic Insert	

### MATERIALS

- ▶ GLASS, 1/4" Low Iron Tempered
  - ▶ *Extra Clear for Optimal Clarity*
  - ▶ *Stronger and Safer*
- ▶ STANDOFFS for Mounting, Surgical Steel Locking
- ▶ GRAPHIC INSERT, Lightweight, Durable Plastic

### MAGNETIC UPGRADE

Magnet Receiving only Bottom and/or Top Bar has Steel Backer for use with Rare Earth Magnets.



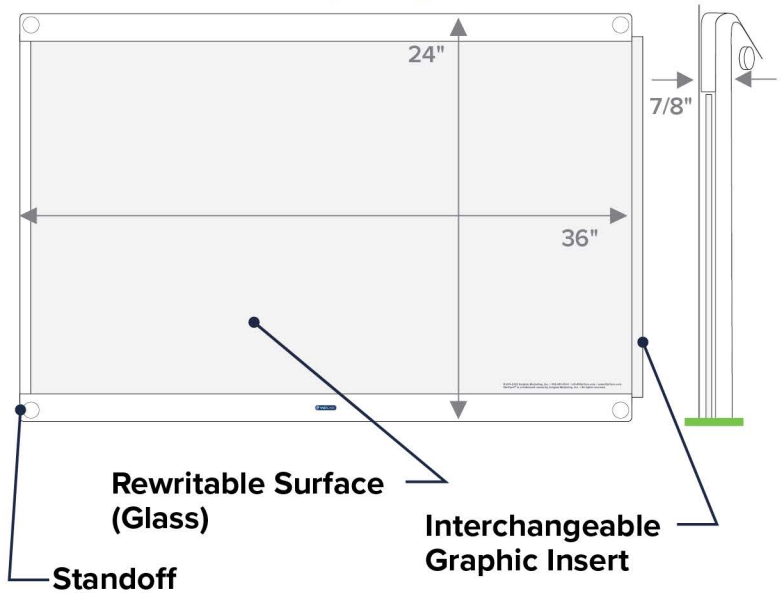
### STANDARD SIZES (Horizontal & Vertical)

**\*Most Popular Sizes**

24" x 30" *	36" x 36"
24" x 36" *	36" x 48" *
30" x 40"	48" x 96"

Custom Boards Sizes Upon Request

Example Diagram



**281.465.0040**

orders@VISICARE.com

VISICARE.com

